

PERFORMING A RESCUE

1



Is patient responsive?

2

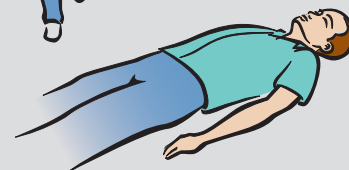


Call emergency services!

3



Get AED.



4



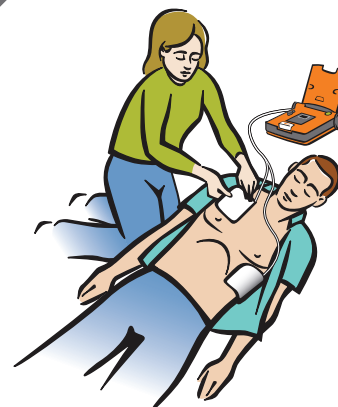
Place AED on ground.
Open lid.

5



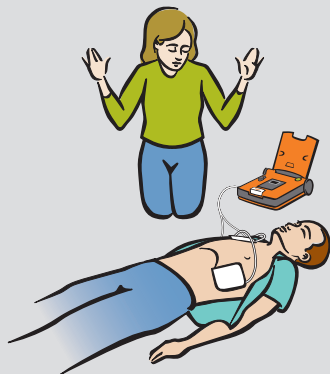
Remove clothing.
Expose chest.

6



Attach pads.

7



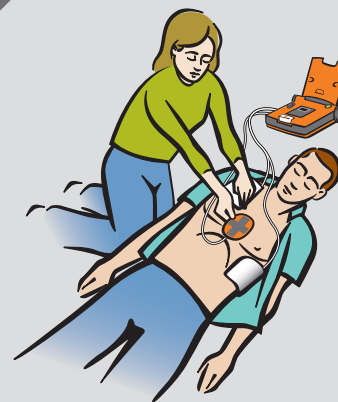
Do not touch the patient.

8



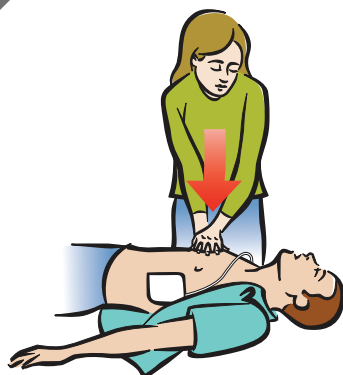
If instructed,
press red flashing button.

9



If present, place CPR device.

10



Follow AED prompts.
Give compressions.

11



If instructed, give breaths.

Semi-automatic AED



Cardiac Science and the Shielded Heart logo are trademarks of Cardiac Science Corporation.
Copyright © 2019 All Rights Reserved.
500 Burdick Parkway, Deerfield, Wisconsin 53531 USA
www.cardiacscience.com



MDSS GmbH
Schiffgraben 41
D-30175 Hannover
Germany



70-01972-01 A

