

The BURDICK® Vision™ Holter Analysis System

Our accurate and easy-to-use system for routine Holter analysis

Primary Users

Physician practices and cardiologists

Primary Benefits

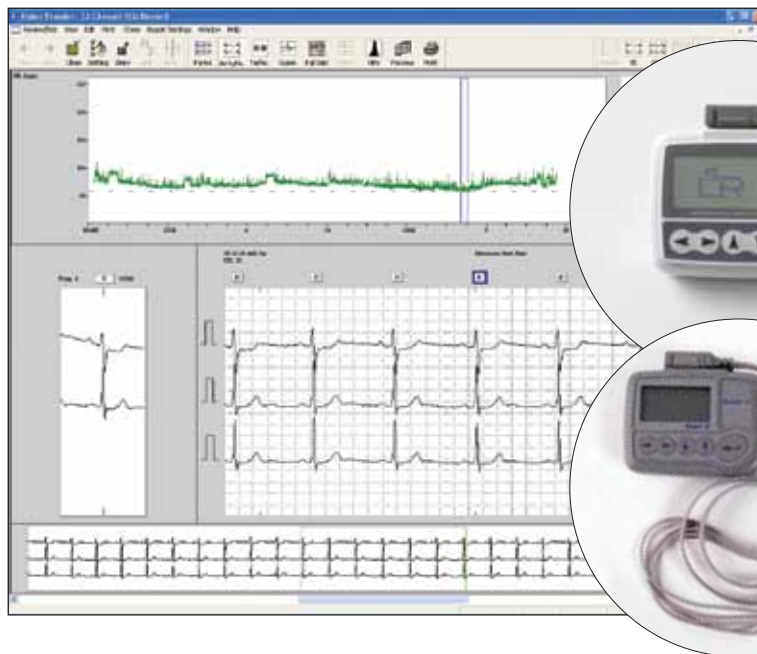
Ease of use. QuickStep wizard provides a practical guide at every step of the analysis.

Accuracy. Studies using AHA and MIT standardized databases prove Vision Premier software is 99.95% accurate.

Confidence. With more than fifty years developing cardiac diagnostic tools, Cardiac Science has the experience required for dependable results.

Connectivity. Opt for industry-standard HL7 to enable communication between Vision Premier and various information systems including the suite of HeartCentrix® data management solutions from Cardiac Science.

Customizable. You can expand Vision as needed – add optional heart rate variability, pacemaker analysis, research mode, or remote mode software.



Burdick Vision 5LR Digital Holter Recorder

Burdick Vision 5L Digital Holter Recorder

For practices performing routine Holter monitoring, the Burdick Vision™ Holter System from Cardiac Science™ provides a practical, no-nonsense diagnostic tool ideal for today's tightly managed health care environment. This highly accurate and easy-to-use system is available in a variety of configurations at a price even small practices can afford.

Get results quickly and easily

Reports with the information you need to make a clinical diagnosis are available in just minutes.

- + Color-coded abnormalities help even novice users identify potential problems.
- + Easy-to-follow format with simple icons and menu driven operation speeds usage.
- + Minimal startup time and staff training means the system will be up and running quickly.

A powerful tool that's affordable too

Vision software delivers full functionality at an affordable price.

- + A variety of configurations, including those with and without computers and printers, lets you choose a system that fits your needs and budget.
- + Simple operation reduces time and money spent training technicians and increases staff efficiency.
- + Powerful and flexible Windows® program leaves plenty of room on your computer for other programs.

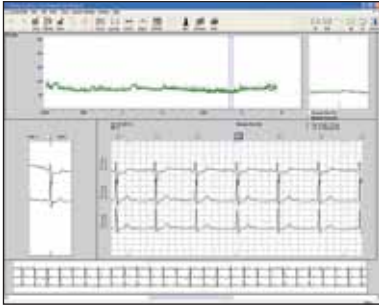
Proven accuracy for dependable results

Cardiac Science products have a long-standing reputation for accurate, efficient, and dependable performance.

- + System algorithms automatically identify abnormalities and compile them into easy-to-read reports.
- + On-screen ECG verification during patient hook-up ensures signal quality before the patient leaves, saving time and improving patient convenience.
- + Studies using AHA and MIT standardized databases prove Vision Premier software is 99.95% accurate.



Choose among these system options to expand functionality



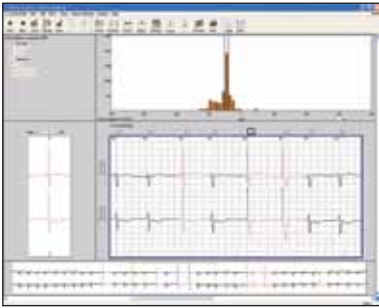
A variety of optional software tools provide additional capabilities to meet specific needs.

Heart rate variability software

HRV analyzes regulation of the sinoatrial node, the natural pacemaker of the heart. It measures the balance between sympathetic and vagus nerve activity, providing an indirect measure of heart health. Burdick Vision Holter performs data trending in both time and frequency domains allowing the flexibility required to care for a variety of patients.

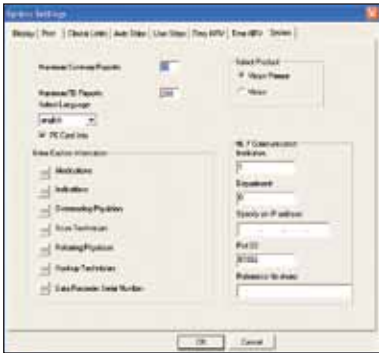
Pacemaker analysis software

Use the pacemaker analysis option to detect atrial, ventricular, and AV sequential pacemakers; and track patient pacer activities through sense, capture, fire, and miscapture scenarios.



Research mode software

A 1,000 sample/sec ECG signal sampling rate allows accurate observation and detection of a number of various cardiac arrhythmias. Clinical data may be exported to Microsoft® Word or Excel files. Research mode is generally used by universities and other research oriented facilities. (Requires the Burdick 5LR research recorder which provides high-quality 5- or 7-lead, 3-channel Holter recordings with a signal preview. Fast data transfer using a compact flash card frees the recorder for immediate assignment to the next patient.)




HL7 communications software

This option enables communication between the Vision system and medical information systems, including the suite of HeartCentrix data management solutions from Cardiac Science. Using a standard communication protocol, this program transfers Holter records for access and storage in a networked environment.

Remote mode

Use this option to provide the ability to download data from a remote location and transmit to a central reviewing facility. This remote application allows for rapid turn around of patient data and medical treatment when necessary. This tool is ideal for situations where Holter tests are performed at one location and interpreted at another.

Reports the way you want them



*Preview on screen,
or immediately fax
or print detailed
reports directly
from your PC.*

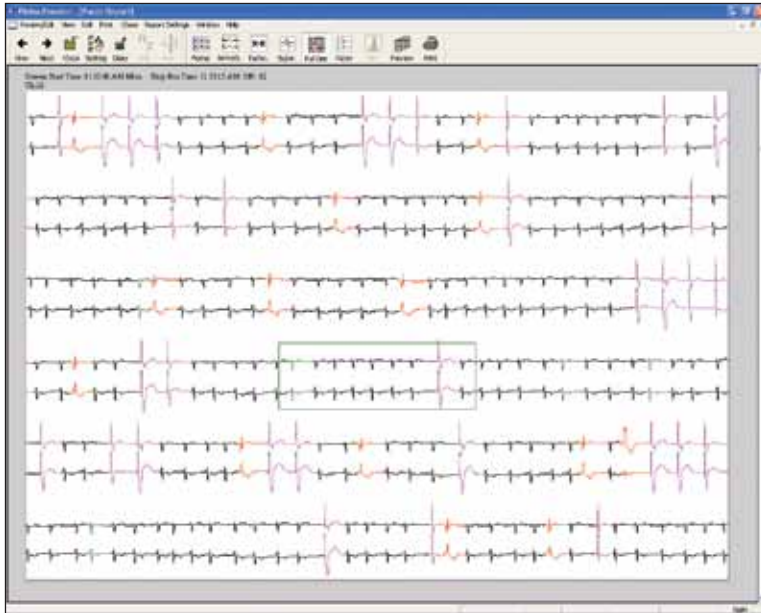
In minutes you'll have full printed reports in your hands – in the format you choose.

You can preview them on-screen first. It's fast, easy, and convenient.

Reporting options include:

- + HR/ST/HRV trend graphs.
- + Full-sized diagnostic ECG strips and time-saving "mini" format strips.
- + Fax or e-mail final reports (requires Holter Report Viewer).
- + Full disclosure reports printed for all or any part of a patient's recording in various formats, such as one, two, or three channels at 10, 30, or 60 seconds per line.
- + Comprehensive ST report with each ST episode including deviation, slope, duration, and heart rate at onset/offset.

Arms you with rich details for your analysis

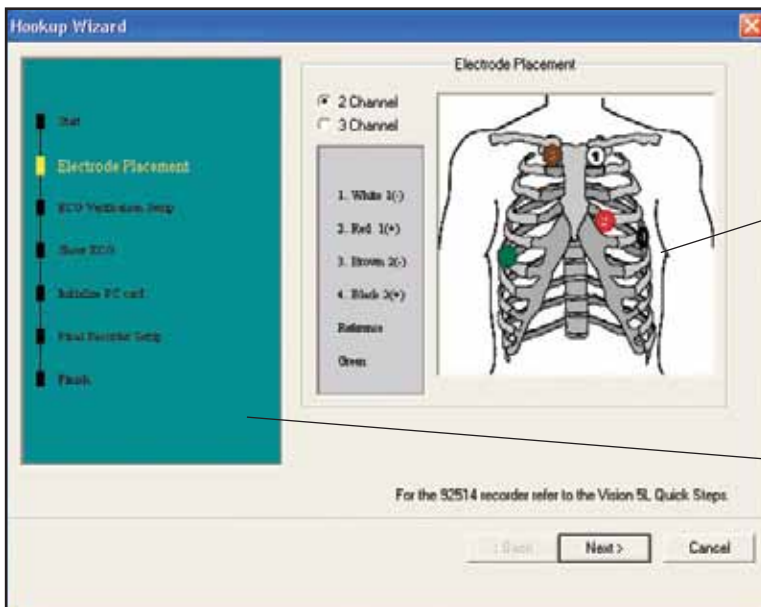


Intelligent use of color helps users identify different ECG morphologies.

Vision Holter analysis software includes a variety of tools, enabling providers the flexibility they need for diagnosing patients.

- + On-screen displays allow for review or editing either globally or by individual episodes.
- + Selection of ECG morphologies includes normal, ventricular, paced, and artifact.
- + Arrhythmias presented in a 7-second diagnostic strip – complete with classification, time of occurrence, heart rate, and beat annotations.
- + On-screen full disclosure review has color-coded normal and ventricular beats.
- + Patient diary times can be entered result coordination.
- + Customizable physician comments can be added before printing.

The QuickStep Wizard guides you with easy-to-follow menus



The QuickStep Wizard guides you through each phase of Holter testing with easy-to-follow menus. It provides three tiers of information as illustrated by our Patient Hookup Wizard.

Detailed directions in text and graphics for each step.

An overview of all the steps included in this phase of testing.

The unique QuickStep Wizard is available for all the critical phases to guide you through each step.

The BURDICK® Vision™ Holter Analysis System

TECHNICAL SPECIFICATIONS	
COMPUTER REQUIREMENTS	
OPERATING SYSTEM	Windows XP Professional or Windows Vista Home Premium (32-bit versions)
PROCESSOR	Intel 2.0 GHz or better
MEMORY	512 MB RAM or greater
HARD DRIVE	80 GB or greater
FREE HARD DRIVE SPACE	<ul style="list-style-type: none"> • 12 MB for the Vision Series application • 8 MB for electronic manuals (optional) • 250 MB for instructional AVIs (optional)
ARCHIVE DEVICE	CDRW Drive
DISPLAY	17 in (432 mm) or larger SVGA monitor and display adapter supporting 1024 x 768 resolution and large fonts
KEYBOARD AND MOUSE	101-key enhanced
PRINTER	HP PCL-5 compatible printer (laser or inkjet), USB 2.0 recommended, print resolution of 600 dpi or better
USB PORT	One available USB port (for USB card reader) (USB 2.0 Recommended)
OPTIONAL	
FAX/MODEM	at 56K baud
ETHERNET CARD	10/100 Mbps minimum
THIRD PARTY SOFTWARE REQUIRED	
ROXIO DIRECT CD	ROXIO Direct CD version 5.0C up to 9.0 is required in order to back up and restore the Vision Series Software patient reports to a CDR or CDRW media for Windows XP Professional operating systems. (Not required for systems running Windows Vista Home Premium)
PRINT NOW	Allows the user to print the screen display on the monitor
ADOBE® ACROBAT® READER V6.0 OR LATER	Allows viewing of manuals online

NOTES

- + System performance on customer supplied computers is the responsibility of the customer.
- + System security, access, and privacy of patient data is the responsibility of the customer.
- + If the computer is to be connected to a customer network, the customer must assign the IP-network address.
- + Anti-virus scanning software should be installed and is the responsibility of the customer.
- + Customer is responsible to provide hardware that meets the required country-of-origin regulatory standards.
- + Customer is responsible for applying security updates and patches to the system in accordance with their internal policies.

ORDERING INFORMATION		
SYSTEM OPTIONS		
V53-	X	X
1		English language option
6		International language option
	D	Single 92514-01 Vision 5L digital recorder
	E	2-pack 92514-01 Vision 5L digital recorder
	F	5-pack 92514-01 Vision 5L digital recorder
	G	USB compact flash reader for use with digital recorders
	I	Pacemaker analysis software option
	J	Heart rate variability software option
	V	HL-7 Communication software
	W	Research mode software option

EXAMPLE CONFIGURATION		
V53-	1	DG
		Vision Software, English language, one digital recorder and USB compact flash card reader.

ACCESSORIES AND UPGRADES	
92514-01	Burdick Vision 5L Digital Holter Recorder
92515-01	Burdick 5LR Digital Research Holter Recorder
010-1640-00	128 MB Compact Flash Card (For 92514-01)
40-00054-01	1 GB Compact Flash Card (For 92515-01)
043250	Patient prep kit
063-1690-00	Remote retrieval mode software option

Complete systems with computers, printers, and monitors are also available; contact your local Cardiac Science representative for ordering information.

Cardiac Science Corporation • 3303 Monte Villa Parkway, Bothell, WA 98021 USA • 425.402.2000 • US toll-free 800.426.0337 • Fax: 425.402.2001 • care@cardiacscience.com
Orders and Customer Care (US and International) • 425.402.2000 • US toll-free 800.426.0337 • Fax: 425.402.2001 • care@cardiacscience.com
Technical Support • (US) Fax: 425.402.2022 • technicalsupport@cardiacscience.com • http://websupport.cardiacscience.com/webchat/ • (International) internationalservice@cardiacscience.com
Cardiac Science International A/S • Kirke Vaerloesevej 14, DK-3500 Vaerloese, Denmark • +45.4438.0500 • Fax: +45.4438.0501 • international@cardiacscience.com
United Kingdom • The Manse, 39 Northenden Road, Sale, Manchester, M33 2DH, United Kingdom • +44.161.926.0000 • uk@cardiacscience.com
France • Parc de la Duranne, 565, Rue René Descartes, F-13857 Aix-en-Provence Cedex 3, France • +33.4.88.19.92.92 • france@cardiacscience.com
Central Europe (D, A, CH) • Oskar-Schindler-Strasse 3, D-50769 Köln, Germany • +49.221.33734.300 • centraleurope@cardiacscience.com
China • 6/F South Building, 829, Yi Shan Road, Shanghai 200233, China • +86.21.6495.9121 • china@cardiacscience.com